



THORNDOWN



WOOD PAINT

ARTFUL AND CRAFTY. WORKS ON ANY WOOD, ANYWHERE.

Thorndown is a modern specialist paint manufacturer that creates technically excellent, water-based wood paints and an innovative peelable glass paint. Good for the environment and perfect for you!

Thorndown paint has a strong design ethos and is inspired by its West Country heritage. Blessed with Somerset pragmatism and practicality, it's also unusually well made and will weather pretty much anything you throw at it. Even apples.

Living and working in the beautiful countryside of Somerset where the paintworks is based, this husband and wife team blend together passions for art, design, science and the natural world in these ecologically advanced paints. Over 30 years experience is also added to the pot.

Thorndown was founded on the principles of creating the best possible products with advanced ingredients which respect and work with our precious natural environment. Time has been taken to test and select the latest eco-friendly ingredients leading to cutting edge paint products with virtually no Volatile Organic Compounds (VOCs).

Colour, design and fun are fundamental elements at the core of Thorndown and drive our passion. Only the best raw materials are allowed in our tins and on your brush, and we've cast a discerning artistic eye over the colour palette and finishes to help you achieve lush results. Our Wood Paint is water-based, simple to use, highly protective and versatile. Apply with relish, indoors or out.





SHEDS



FENCES



DOORS



WINDOWS










PACK SIZE

150ml, 750ml, 2.5l

PRODUCT INFORMATION

ARTFUL AND CRAFTY, WORKS ON ANY WOOD, ANYWHERE.

It's easy to transform and protect any timber surface with Thorndown Wood Paint. Allowing you to be as creative as you like with it. Whether you paint straight from the tin or choose to mix colours or dilute it for a stain effect we just want it to be fun. But remember not to reward yourself with a cider until the painting is done.

-  Use indoor or outdoor
-  Eco based - water-based eco product with minimal VOC (Volatile Organic Compounds) at 0.28%
-  Long-lasting UV protection
-  Great core colour range - 48 heritage and modern colours + 1800 RAL colours available
-  Transparent wood colours
-  One wood paint product for any timber application; interior, exterior, softwood & hardwood
-  Opaque and semi opaque paint colours
-  Clear with added UV blocking protection to keep wood looking good longer
-  Grain visible with a delicate and beautiful satin finish









Items on opposite page painted in Swan White, Birch, Dulcote Stone, Bishop Blue & Peregrine Blue

Sheds in Cheddar Pink, Cathedral Green & Golden Somer

Tea Trolley decorated with Rock Rose and Douling Stone;
Bookcase, Mercury Grey;
Table painted in Wispy Willow & Chantry Cream



-  Mix colours together easily to create your own shades
-  Very strong bond with timber
-  Coats metal and plastic including uPVC window frames
-  Water repellent, micro-porous, and frost resistant
-  Mix with UV Clear to make more transparent or dilute with water (up to 50%) for a wood stain effect
-  Strong external grade colours with high resistance to UV degradation and colour fade



DECKS



CLADDING



FLOORS



FURNITURE

**MINIMAL VOC
& LOW ODOUR**


Thousands of 'create your own' & RAL colours available



WOOD PAINT CORE
COLOUR CHART



Swan White	Chantry Cream	Bath Cream	Limestone
Mudgley Mustard	Golden Somer	Ginger Gold	Sundowner Orange
Rowan Berry Red	Foxwhelp Red	Cheddar Pink	Rock Rose
Purple Orchid	Purple Divine	Greylake	Skylark Blue
Adonis Blue	Squirrel Blue	Peregrine Blue	Goblin Blue
Bilberry Blue	Bishop Blue	Green Hairstreak	Wispy Willow



WOOD PAINT CORE
COLOUR CHART



Parlyte Green	Cathedral Green	Sedge Green	Gromwell Green
Reed Green	Moorland Green	Yew Green	Dulcote Stone
Doultong Stone	Greymond	Zinc Grey	Lead Grey
Dormouse Grey	Mercury Grey	Cavepool Grey	Blackdown
Birch	Beech	Hawthorn	Ash
Hazel	Elder	Rowan	Blackthorn

+ UV Clear for a natural timber look and to protect against UV fade

Colour swatches are digital representations

Try a sample pot to see the painted up colour

Thousands of 'create your own' & RAL colours available

APPLICATION GUIDE

WHAT YOU'LL NEED

Brush, roller (small or medium nap 'hairy' roller rather than foam), pad or sprayer; also sandpaper, wood preserver and/or knotting agent (if required); *vision*.

PREPARATION

Make sure all surfaces are clean and dry. For best results, sand surfaces and use a wood preservative and/or knotting solution if required.

DILUTION

If you want a wash or wood stain effect (instead of paint) dilute with water up to 1:1 (50%). For full protection, you can then use an undiluted top coat of Thorndown's 'UV Clear' Wood Paint. See thorndown.co.uk/projects for more information and ideas.

APPLICATION

Use a brush, roller, pad or sprayer. 'Avoid the rain, and apply with the grain', as they say, and leave to dry. When coating large areas, paint up to still-wet paint, as applying over dry paint can make things look uneven.

COATS

One coat should do the trick, but additional coats can offer greater protection and enhance colour. We always recommend at least two coats for protecting timber from water or the weather.

DRYING

In fine weather, a single coat dries easily in an hour or two (20°C and low humidity). To slow down the drying process, add a little water.



Terracotta pot painted with stripe of RAL 9001. Trug in RAL 9001 and RAL 5010



Love Your Garden - fence painted with Greymond and summerhouse in Bishop Blue + Greymond accents



Table - 1 coat of Elder to top
Decking - 2 coats of Rowan

Gate - Parlyte Green & Beech frame



Shed - Squirrel Blue with Skylark Blue trim

Planter - Purple Orchid

Ladder Plant Display - painted in Purple Rain



CLEANING UP

Use hot or cold water, with or without detergent, on paint-wet equipment. Be very careful not to allow sprayer nozzles to dry out – this will make cleaning them almost impossible!

DISPOSAL

Please, please don't throw away unused or dried paint or preserver into drains or watercourses. Most local authorities have free facilities for disposing of paint and coatings. Tins are fully recyclable but remember to make sure they're clean.

COVERAGE

You'll paint 6m² to 12m² of timber surface (one coat) with one litre; rough sawn surfaces will take a lot more paint than a smooth surface and second coats take less than the first. So each paint can will do approximately:

150 ml 0.9m² to 1.8m²

750 ml 4.5m² to 9.0m²

2.5 l 15m² to 30m²



NICE CANS

For your convenience, our tins have been designed with a wider top for easy painting, and more air space above the paint level for easy mixing.



DILUTES FOR A STAIN EFFECT



DRIES IN ONE TO TWO HOURS



CLEANS UP WITH WATER



MIXES WITH OTHER COLOURS



REPELS WATER



ECO-BASED FORMULA



MISCIBLE WITH WATER



NON-FLAMMABLE



LOW ODOUR



MINIMAL VOC CONTENT 2.8g/l

ADVICE, TIPS AND MIXING IT UP

PAINTING AND DECORATING IS FUN!

At least it should be fun and simple without the need for complex processes and multiple coats of different products.

Thorndown Wood Paint has been created so that 1-2 coats is all you need to colour and protect any timber surface, anywhere!

Our core colour chart consists of carefully selected colours that include top favourites, complimentary tones plus primary building block colours to easily enable you to mix colours together and create your own unique & beautiful shades. Or choose from over 1800 RAL Classic & Design range shades using our tinting machine.



Top of stool in RAL 1016 with Birch Wood Paint legs



Mix of Bishop Blue & Limestone Wood Paints




Door - Bishop Blue & Limestone panelling



Can't find the exact colour you want then make your own. All the wood paint colours will mix together. Try just a little at first to get the desired colour and be sure to make note of the ratios you're mixing. You can also mix colours with UV Clear to make a more transparent paint out of any colour.



To create a stain effect you can add water so the paint soaks into uncoated timber. Dilute up to 1:1 (50%) with water and test just a little to make sure you're getting the effect you want. If the timber needs to be fully water repellent put a couple of coats of UV Clear over the top.



Always have 2 coats of undiluted Thorndown Wood Paint to get good waterproofing. Further coats for belts and braces. The micro-porous coating allows a small amount of water-vapour to pass through so any internal moisture doesn't get trapped in the timber.



External doors will need 2-3 coats. Interior doors can be decorated to your taste – 2 coats will leave a more solid colour. Try applying stencilling to doors using a colour that contrasts with your decor.



Floors need a good strong bond so preparation is key. Paint on sanded or bare wood. 2 coats are needed for good protection. To get a lighter shade or stain effect you can apply just one coat of colour with a top coat of Thorndown UV Clear Wood Paint.



Paint to your heart's content for the colour and effect you want. 1, 2 or more coats to get the look you are after. We recommend not putting too much paint on the brush and remember any blemishes will be enhanced so take your time and enjoy painting.



We recommend at least 2 coats inside and out. You can also paint metal and uPVC windows to match your wooden paintwork. With such a large colour range you can find a wood paint colour to match or tone in with your wall paint.



At least 2 coats for external cladding and any timber that may come in contact with water. Internal timber can be painted to your desired effect. Being water-repellent this wood paint is perfect for use in bathrooms and kitchens.



Clean thoroughly and re-treat annually or as necessary. Mix in a little water if you want the paint to soak into the timber. Softwood decking can soak up water like a sponge making it especially tricky to treat well. Make sure timber is dry all the way through as moisture underneath can negatively affect the bond of the coating. Give decking a good clean to remove dirt and algae growth.



All wooden outdoor buildings will be protected by 2 or more coats of Thorndown Wood Paint. Paint a contrasting colour on internal walls to brighten up the inside. As this won't be exposed to the elements you can get away with just one coat.



Fencing only needs 1-2 coats. Get a stain effect by diluting colours with water. Protect the natural look of timber by painting a couple of coats of UV Clear for full UV protection against fading caused by the sun.



Bedside cabinet - Bishop Blue & Birch



Woodwork in Cavepool Grey and Swan White




Gates - painted in Lead Grey with left panel diluted 50% with water

Fence - 1 coat of Greylake



THORNDOWN



FOR FOX SAKE

Widespread throughout the West Country, foxes owe much of their success to adaptability, especially around people. That doesn't mean we shouldn't help them along. Thorndown products have been environmentally considered, and are safe around all garden and country creatures (children included).

THORNDOWN

Wells Road Trading Estate,
Glastonbury, Somerset,
BA6 9QU, United Kingdom
studio@thorndown.co.uk
www.thorndown.co.uk
☎ 0800 023 5654
f @ThorndownPaints
t @ThorndownPaints
i thorndownpaints
p ThorndownPaints

MADE WITH LOVE &
CARE IN SOMERSET,
GREAT BRITAIN





THORNDOWN



PEELABLE GLASS PAINT

SHADES AND COLOURS. THEN LEAVES NO TRACE.

Thorndown is a modern specialist paint manufacturer that creates technically excellent, water-based wood paints and an innovative peelable glass paint. Good for the environment and perfect for you!

Thorndown paint has a strong design ethos and is inspired by its West Country heritage. Blessed with Somerset pragmatism and practicality, it's also unusually well made and will weather pretty much anything you throw at it. Even cream teas.

Living and working in the beautiful countryside of Somerset where the paintworks is based, this husband and wife team blend together passions for art, design, science and the natural world in these ecologically advanced paints. Over 30 years experience is also added to the pot.

Thorndown was founded on the principles of creating the best possible products with leading ingredients which respect and work with our

precious natural environment. Time has been taken to test and select the latest eco-friendly ingredients leading to cutting edge paint products with virtually no Volatile Organic Compounds (VOCs). Here we have developed a product that uses an already 100% recycled plastics resin that has had a previous life as an essential safety device for all of us. No longer destined for land fill this can now produce a paint that improves our environment in more than one way.

Colour, design and fun are fundamental elements at the core of Thorndown and drive our passion. With our Peelable Glass Paint we've combined technical expertise and creative instinct to bring you a brand new concept for colouring or shading glass in the home and garden. It's great for reducing glare on the greenhouse plants throughout summer, and for decorating the kids' windows all year long.





WINDOWS



DOORS



JAM JARS



CERAMIC TILES













PACK SIZES
150ml, 750ml

PRODUCT INFORMATION

SHADES AND COLOURS. THEN LEAVES NO TRACE.

It's easy to shade, colour or transform pretty much any hard and shiny surface with Thorndown Peelable Glass Paint. Easy application and removal allows you to be as creative as you like with it.

Whether you paint straight from the tin or pour into a mould, we just want it to be fun. But don't paint yourself or your clothes as it won't peel off porous materials.

-  Use indoor or outdoor
-  Eco based – water-based eco product with minimal VOC (Volatile Organic Compounds) at 0.05%
-  Made from a 100% already recycled plastic resin
-  Available in 24 opaque colours and 14 translucent for arts & crafts and lighter levels of shading
-  The solid paint opaque peelable glass paint will block out all light from passing through the coating
-  Use stencils to easily create fun shapes and stylish patterns for decoration or privacy
-  Use a mould or tray to produce a sheet of window art to use whole, cut up or use cutters shapes
-  Cut with a knife or scissors for striking effects
-  Transform a viewless window with a creative design or your own scenic view
-  Create privacy on overlooked public windows
-  Translucent glass paint allows coloured light to pass through creating a stained glass effect. It can also offer a level of diffused shading without blocking out all the light
-  Room lighting can make designs light up and glow when viewed externally



Jam jars splattered with opaque & translucent



Glass cloche with panels painted in opaque colours and White Witch on the top



The Bishop's Palace greenhouse with opaque Doultong Stone and Swan White on roof panels. Vertical window panes painted with translucent White Witch & Swan White stencil designs



Greenhouse at The Bishop's Palace, Wells, painted with opaque colours for intense shading on roof panels and decorative stencil designs + White Witch on wall windows



Halloween stencils painted in Bat Black adorning a door and a collection of shapes made by pouring glass paints into cookie cutters on a tray + spider cut by hand

LEFT: Greenhouse windows painted with White Witch translucent shading paint on panels and stencilling.
BELOW: Greenhouse panes painted with translucent glass paints in an attractive stained glass design reminiscent of modern art masters!



Window cling created by pouring clear and coloured glass paints onto a plate, swirled and left to dry & painted bottles

Christmas stencils painted on mantle mirror to create a festive feel



CONSERVATORIES



GREENHOUSES



MIRRORS



PLASTIC

**MINIMAL VOC
& NON-TOXIC**



HERITAGE SHADING - OPAQUE



ARTS & CRAFTS COLOURS - TRANSLUCENT



Stained glass
painted with
Peelable
Glass Paint



APPLICATION GUIDE

WHAT YOU'LL NEED

Brush, roller (use a foam roller sleeve) or sprayer; whichever colours you want (or want to mix together); *imagination*.

PREPARATION

Make sure all surfaces are clean and dry. Maybe wash with warm, slightly soapy water to ensure the best finish.

DILUTION

For a thinner coating or a paler colour, you can add water. If you're aiming for a lighter tint, but want to keep the coat thick and strong, mix to your liking with Thorndown 'Clear' Peelable Glass Paint. See thorndown.co.uk/projects for more information and ideas.

APPLICATION

Avoid the rain if painting outdoors, then apply to your own brief and leave to dry. When coating large areas, paint up to still-wet paint, as applying over dry paint can make things look uneven.

COATS

One coat will do the trick, no problem, but additional coats can enhance colour and increase shade and opacity. A thin coating can be harder to peel off.

DRYING

In normal conditions a single coat dries in under an hour.

CLEANING UP

Use hot or cold water, with or without detergent, on paint-wet equipment. Be very careful not to allow sprayer nozzels to dry out – this will make cleaning them almost impossible!

REMOVAL

If left the coating is water-repellent, durable and can last for years, or if you want to remove it pick at a corner and peel it off. If the coating is thin & dried out, soak with water to restore elasticity then peel off as normal.

COVERAGE

You'll paint up to 12 square meters of glass (one coat) with one litre.

150 ml up to 1.8m² **450 ml** up to 5.4m² **750 ml** up to 9.0m²



DISPOSAL

Please, please don't throw away unused or dried paint into drains or watercourses. Most local authorities have free facilities for disposing of paint and coatings. Tins are fully recyclable but remember to make sure they're clean. You can post back old coatings to the factory for recycling.

TIPS


Some coated external glass can repel the Glass Paint coating. Check a small area first to make sure it's sticking well. If it's being repelled it will disappear into itself.

STENCILLING

This is a great way to re-use old plastic and glass bottles and glass jars. Plenty of craft ideas and stencils are available in books and the internet, giving endless ideas. Old jam jars can be transformed into pretty tea-light holders or plant pots, and plastic bottles and containers can be turned into anything from a snow-globe to a re-usable liquid soap dispenser decorated to match the decor of a room.

When stencilling just put a small amount of glass paint on the brush and apply with a dabbing motion, helping to avoid paint bleed under the stencil. Any smudges can be scraped/peeled off with a finger or DIY paint scraper to tidy up messy edges or mistakes.

If using stencils or masking tape (Frog Tape is best!) remove tape and stencils soon after painting when it's still wet, otherwise dry(ing) paint can be ripped off. When applying masking tape be sure to press down firmly to make sure it is sealed to the surface with no air bubbles or gaps that can lead to bleeding at edges.



NICE CANS

For your convenience, our tins have been designed with a wider top for easy painting, and more air space above the paint level for easy mixing.



SHADES FROM
THE SUN



ARTS &
CRAFTS



ECO-BASED
FORMULA



MISCIBLE
WITH WATER



NON-
FLAMMABLE



STAINED GLASS
EFFECT



MIXES WITH
OTHER COLOURS



FROM RECYCLED
MATERIAL



LOW
ODOUR



MINIMAL VOC
CONTENT 0.5g/l

ADVICE, TIPS AND MIXING IT UP

PAINTING AND DECORATING IS FUN!

At least it should be fun and simple without the need for complex processes and multiple coats of different products.

Thorndown Peelable Glass Paint has been created so that 1 coat is all you need to colour and shade.

Our core colour chart consists of carefully selected colours that include top favourites, complimentary and building block colours to easily enable you to mix colours together and create your own unique & beautiful shades. Or choose from over 1800 RAL shades.



Can't find the exact colour you want then make your own. All the Peelable Glass Paint colours will mix together. Try just a little at first to get the desired colour and be sure to make note of the ratios you're mixing. You can also mix colours with Clear to make a paler, more transparent paint out of any colour.



You can paint the inside or the outside of a window or glass to shade from the sun. Apply with a brush or foam roller for a more even finish. Being able to apply it externally means gardeners aren't restricted by only being able to shade greenhouse glass internally, especially useful if established plants block access!



The beauty of light streaming through coloured glass will easily lift your spirits, just by painting your own glass with Peelable Glass Paint. Simply paint on the glass and outline a frame and shapes in black Peelable Glass Paint for a more authentic stained glass look.



Whether it's for shading, privacy or decoration, windows make a great canvas for painting. Decorate with seasonal stencils or a message to a loved one.



Glass doors can take a whole scene or just be subtly painted for safety. Apply inside or out.



Shade, decorate or turn the whole room into a purple palace for someone's special day. Tasteful solid shades can turn a little used area into an attractive room and protect eyes from the glare of the sun.



When summer comes, it comes on strong and the plants in our greenhouses can suffer. You can paint a coat of Peelable Glass Paint on either the inside or the outside of the greenhouse and when things cool down just peel it off. No messy washing!! You can also paint attractive colours, pictures and stencils on panes making a feature out of the glass house all year round.



For marmalade, tea lights, nightlights using battery powered candles, or table centres, jam jars paint up a treat. Personalise and decorate without getting into a sticky situation.



It may not be able to confirm that you are the fairest of them all but a mirror can be great fun to decorate, whether you paint on snowflakes at Christmas or a moustache for Auntie Catherine.



Tiles are normally nice and hard and shiny just like glass and so Peelable Glass Paint works well on them too. Have fun with them but don't go too Norman Bates in the shower.



Plastic is one of the greatest inventions of the last century but it needs to be managed carefully and recycled, and what better way than repurposing it with paint, especially one that is made out of recycled plastic. Most plastics, Perspex and uPVC can be painted on like glass but test a small area first to make sure it peels off before you get too carried away.



THORNDOWN



A LOAD OF CRAB

There are 5,000 species of crab on the planet, about one percent of which are found on our West Country shores. Contrary to belief, a young crab's shell doesn't grow, so peels off and is replaced every few weeks until maturity. Adult females continue to shed their shells (saucily) before mating.

THORNDOWN

Wells Road Trading Estate,
Glastonbury, Somerset,
BA6 9QU, United Kingdom
studio@thorndown.co.uk
www.thorndown.co.uk

☎ 0800 023 5654

f @ThorndownPaints

🐦 @ThorndownPaints

📧 thorndownpaints

📍 ThorndownPaints

MADE WITH LOVE &
CARE IN SOMERSET,
GREAT BRITAIN

